

## PRODUCT DESCRIPTION



WTM420T-SU10 is an commercial grade PCT multi-touch touch monitor. It applies flat panel design, offers wide viewing angles and clear, crisp images. Its unique penetration ability provides flat surface similar to iPhone and superior multi touch experience . All its hidden behind glass touch sensor advantages are achieved no wear life components, and can truly not afraid of dust, water and light performance from the principle.

### Typical Application:

Amusement and Entertainment Equipment, KIOSK, Self service Terminal and Interactive Digital Signage, VTM and Way-finding machine, etc.

## ADVANTAGES

### Easy to Deploy

Standard signal interface (plug-and-play). Auto on after power on or signal inputting. System power on/off

### High quality LCD panel

Adopts energy saving E-LED, clear and high definition(1920 x 1080 ) LCD panel

### Flexible Installation

VESA mount, heavy-duty stand gives you a choice of fixed or desktop mounting

### Internal Intel OPS Pluggable Computer

No additional space needed, high system integration. Good thermal design to ensure the stability

### Flat surface design

Similar to iPad, strong waterproof capabilities, ensure that performance with high reliability and long average life

### Using PCT multi-touch screen

Superior touch experience and an unique touch signal penetration performance, to ensure both with gloves or without gloves can touch

### Extended multi-touch gestures

Support Win7 etc.

### Perfect Various Operating System Supported

Windows XP /7 /8, Android , Linux

### TECHNICAL SPECIFICATIONS LCD

#### > LCD Panel

Backlight	LED
Brightness	400 cd/m <sup>2</sup>
Contrast Ratio	3000:1
Viewing Angle	H:178° / V:178°
Response Time	6.5 ms (GTG)
Supported Colors	16.7M Colors
Display Resolution	1920 x 1080 (16:9)
Display Frame Rate	60Hz
Input Resolution	1920 x 1080 @ 60Hz (Analog) 1920 x 1080 @ 60Hz (Digital)
Connector	2x HDMI / 1x VGA

#### > Mechanical

Dimensions	1007.2 x 600.2 x 66.2 mm
Package Dimension	1122 x 766.7 x 190 mm
Weight(approximately)	28 kg / 32 kg

Wall Mount Type VESA,MIS-F,400,Y,6,90

#### > OSD Functions

OSD Control	Push Button, IR Remote Controller
OSD Language	English, Chinese

#### > Electrical

Power Supply	AC in: AC 100V ~ 240V (50/60 Hz)
Normal Operation	≤ 70W (typ.)
Power Off	≤ 2 W (typ.)
Internal Speaker	2x 8Ω/5W

#### > Environmental

Operation	0 °C ~ 40 °C, 90% RH
Storage	-20 °C ~ 60 °C, 90% RH

#### > Options

Other	Metal Stands, Wall mounts
OPS PC Support	Yes

### TECHNICAL SPECIFICATIONS TOUCH

Glass	3 mm Black silk screen,ESG
Touch points	10
Touch technology	Projected Capacitive (PCT)
Stylus type	Finger, gloved hand, conductive stylus
Water Resistance	Unaffected by water droplets or condensation

Calibration	No calibration tool
Response time	7ms - 12ms
Connection	USB 2.0 (B socket)
Multi-touch protocol support	Windows
Operating System	Win 7/8,Android,Linux

#### Shanghai Headquarter



TEL: +86 (0)21-58361091  
400-621-1510

ADD: 4th Floor West, No. 8 Building, Saite Industrial Park,  
No.1300 Jungong Road, Yangpu District  
Shanghai, China

#### Overseas Business

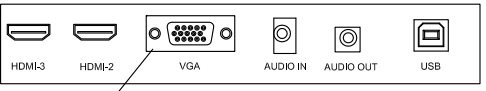


Contact window: Mr. Raymond Xie  
Cell Phone: +86 (0)139 1188 2331  
Skype: raymond\_xie79  
Mail Address: raymond@any-touch.com  
Website: www.any-touch.net


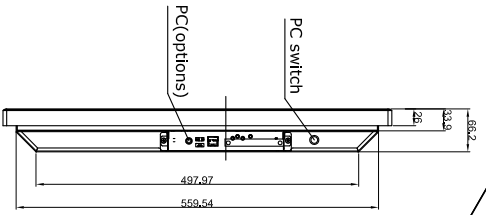
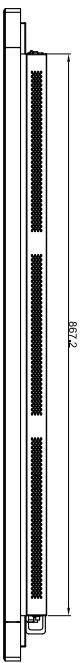
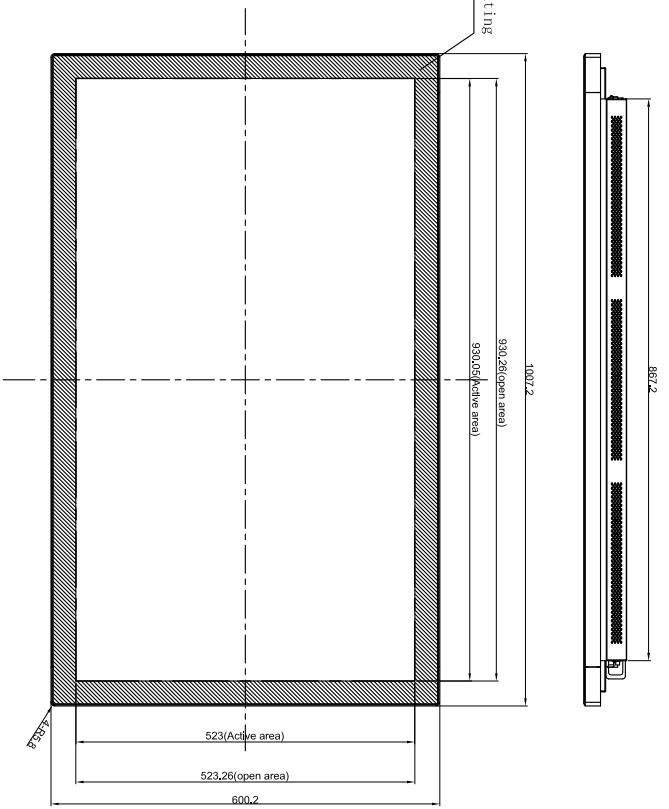


Learn more at: [www.any-touch.com](http://www.any-touch.com), email us at: [sales@any-touch.com](mailto:sales@any-touch.com)  
Specifications subject to change without notice.  
Copyright © 2016 Anytouch Technologies Co., LTD





Black screen printing



Tolerance Table	
Dimension Range	Tolerance(mm)
Under 25 mm	0.1
25-1100 mm	0.2
1100-1-250 mm	0.4
2500-1-400 mm	0.8
4000-1-500 mm	1.5
5000-1-630 mm	2.0
6300-1-800 mm	2.5

**TOLERANCING**

UNLESS OTHERWISE SPECIFIED ALL DIMS ARE mm

X ±0.2      RADIUS ±0.15

XX ±0.1      ANGLES ±0.5°

DO NOT SCALE DRAWING

Title: **WTM420T-SU**

Date: 2015.06.24

Scale: NTS

Sheet: 1 of 2

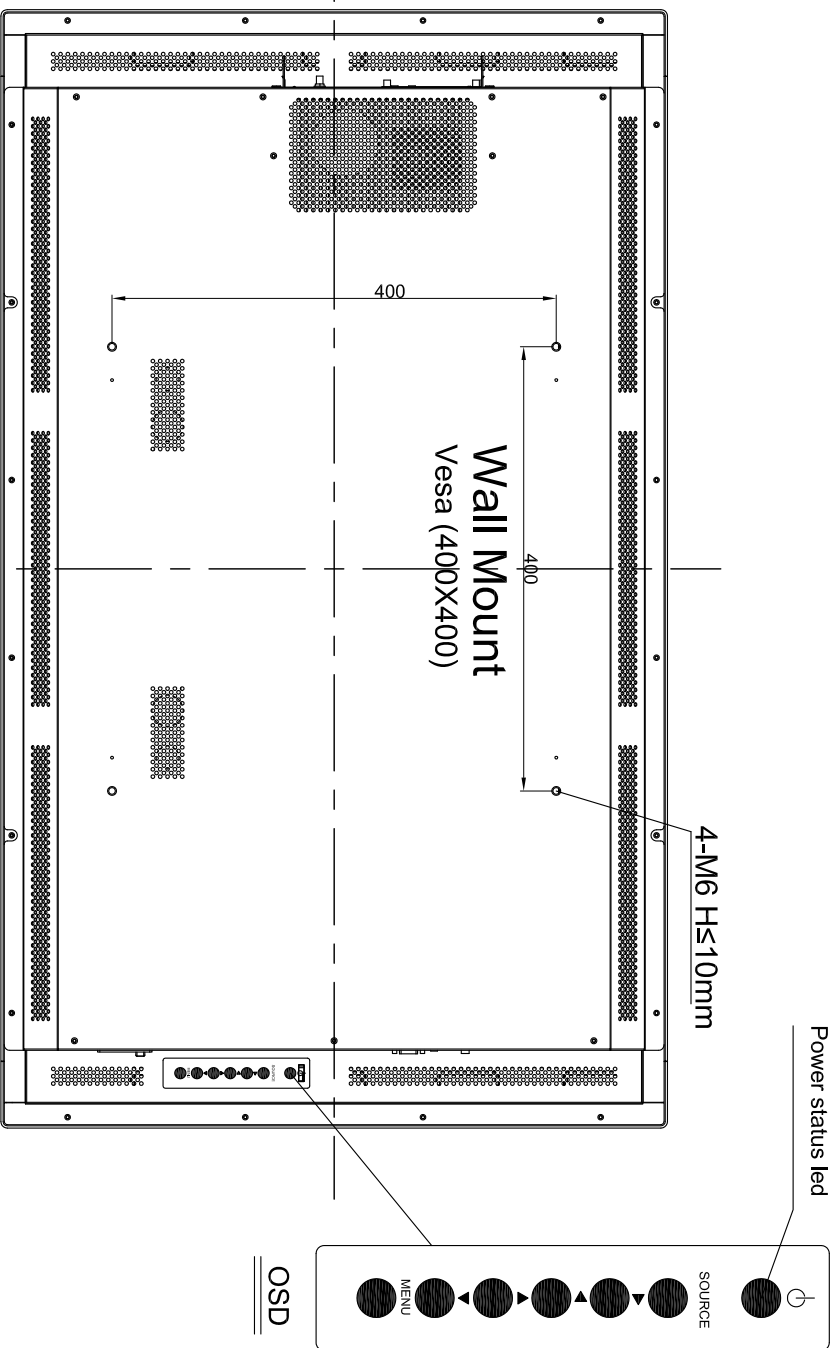
Rev      Date

Description

By



THIRD ANGLE VIEW



Tolerance Table	
Dimension Range	Tolerance(mm)
Under 25 mm	0.1
25-1-100 mm	0.2
100-1-250 mm	0.4
250-1-400 mm	0.8
400-1-500 mm	1.5
500-1-630 mm	2.0
630-1-800 mm	2.5

**TOLERANCING**

UNLESS OTHERWISE SPECIFIED ALL DIMS ARE mm

X ±0.2      RADIUS ±0.15

XX ±0.1      ANGLES ±0.5°

DO NOT SCALE DRAWING

Title: **WTM420T-SU**

Date: 2015.06.24

Scale: NTS

Sheet: 2of 2

Ver: 01



Rev	Date	Description	By