

PRODUCT DESCRIPTION



WTM430TL-NT is a LED commercial grade monitor. It applies sleek design, offering wide viewing angles and clear, crisp images. Unlike typical consumer TV, it has integrated PC and has the functions of auto on after power on or signal input (optional). This rugged and durable product can withstand the constant interactivity inherent in public access venues, and is an idea for retail, self-service, hospitality, transportation, education, and healthcare.

ADVANTAGES

Easy to Deploy

Standard signal interface (plug-and-play). Auto on after power on or input signal. Power on/off monitor and integrated PCs at the same time.

Tempered Glass Protection

High quality tempered glass could provide better protection of LCD Panel

Durable and Professional Design

All metal structure, Sleek & elegant design that makes the content more prominent

Working all around the clock

Using high quality components to ensure the product reliability

Flexible Installation

VESA mount, heavy-duty stand gives you a choice of fixed or desktop mounting

High quality LCD panel

Adopts energy saving E-LED, clear and high definition (1920 x 1080) LCD panel

Internal Intel OPS Pluggable Computer Support

No additional space, higher degree of system integration. Good thermal design to ensure the stability of PC, greatly reducing ongoing maintenance costs

TECHNICAL SPECIFICATIONS LCD

> LCD Panel

Backlight	LED
Brightness	450 cd/m ²
Contrast Ratio	1100:1
Viewing Angle	H:178° / V:178°
Response Time	12 ms (GTG)
Supported Colors	16.7M Colors
Display Resolution	1920 x 1080 (16:9)
Display Frame Rate	60Hz
Input Resolution	1920 x 1080 @ 60Hz (Analog) 1920 x 1080 @ 60Hz (Digital)
Connector	2x HDMI / 1x VGA

> Mechanical

Dimensions	1009.6x 597.7x 68.2 mm
Package Dimension	1132x 200x 776.7 mm
Weight(approximately)	26 kg / 30 kg

Wall Mount Type VESA,MIS-F,400,Y,6,90

> OSD Functions

OSD Control	Push Button, IR Remote Controller
OSD Language	English, Chinese

> Electrical

Power Supply	AC in: AC 100V ~ 240V (50/60 Hz)
Normal Operation	≤ 55W(typ.)
Power Off	≤ 2 W (typ.)
Internal Speaker	2x 8Ω/5W

> Environmental

Operation	0 °C ~ 40 °C, 90% RH
Storage	-20 °C ~ 60 °C, 90% RH

> Options

Other	Metal Stands, Wall mounts
OPS PC Support	Yes

Shanghai Headquarter



TEL: +86 (0)21-58361091
400-621-1510

ADD: Room 6206-6207, Building 6, NO.1687 Changyang Road, Yangpu District, Shanghai, China

Beijing Office



TEL: +86 (0) 10-81786110

ADD: Room 1001,Unit 5,Building 2, Tiantongyuan North Second District,Changping District,Beijing,China



Learn more at: www.any-touch.com, email us at: sales@any-touch.com

Specifications subject to change without notice.

Copyright © 2017 Anytouch Technologies Co., LTD

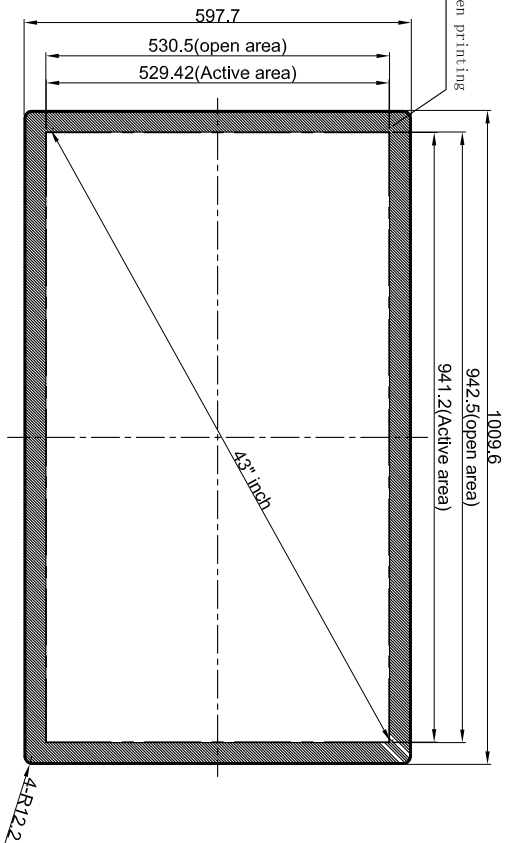
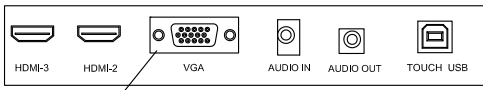


A

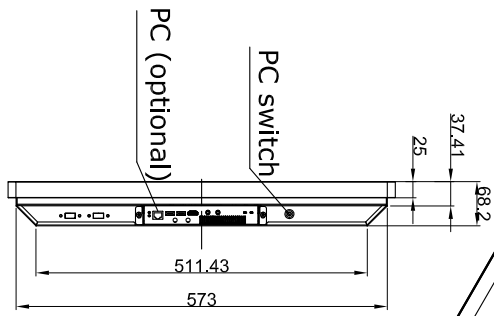
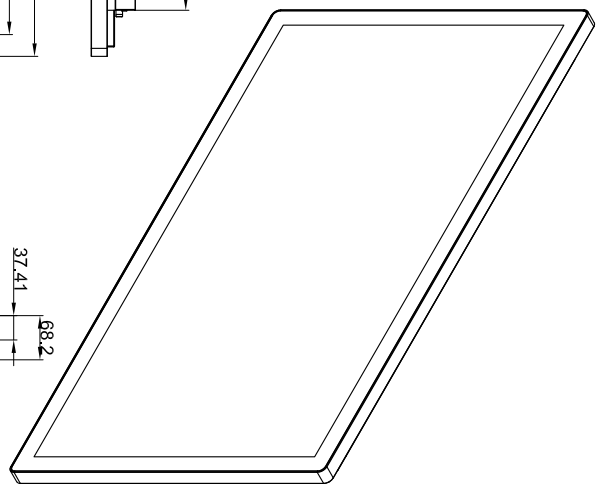
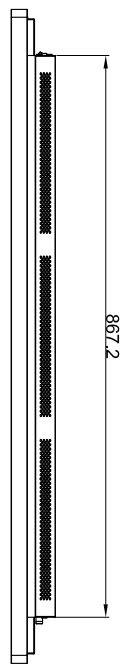
B

A

B



Black screen printing



Tolerance Table	
Dimension Range	Tolerance(mm)
Under 25 mm	0.1
25-1-100 mm	0.2
100-1-250 mm	0.4
250-1-400 mm	0.8
400-1-500 mm	1.5
500-1-630 mm	2.0
630-1-800 mm	2.5

TOLERANCING
 UNLESS OTHERWISE SPECIFIED ALL DIMS ARE mm

X ±0.2 RADIUS ±0.15

XX ±0.1 ANGLES ±0.5°

DO NOT SCALE DRAWING

Title: **WTM430TL-1U**

Date: 2017.12.13

Scale: NTS

Sheet: 1of2

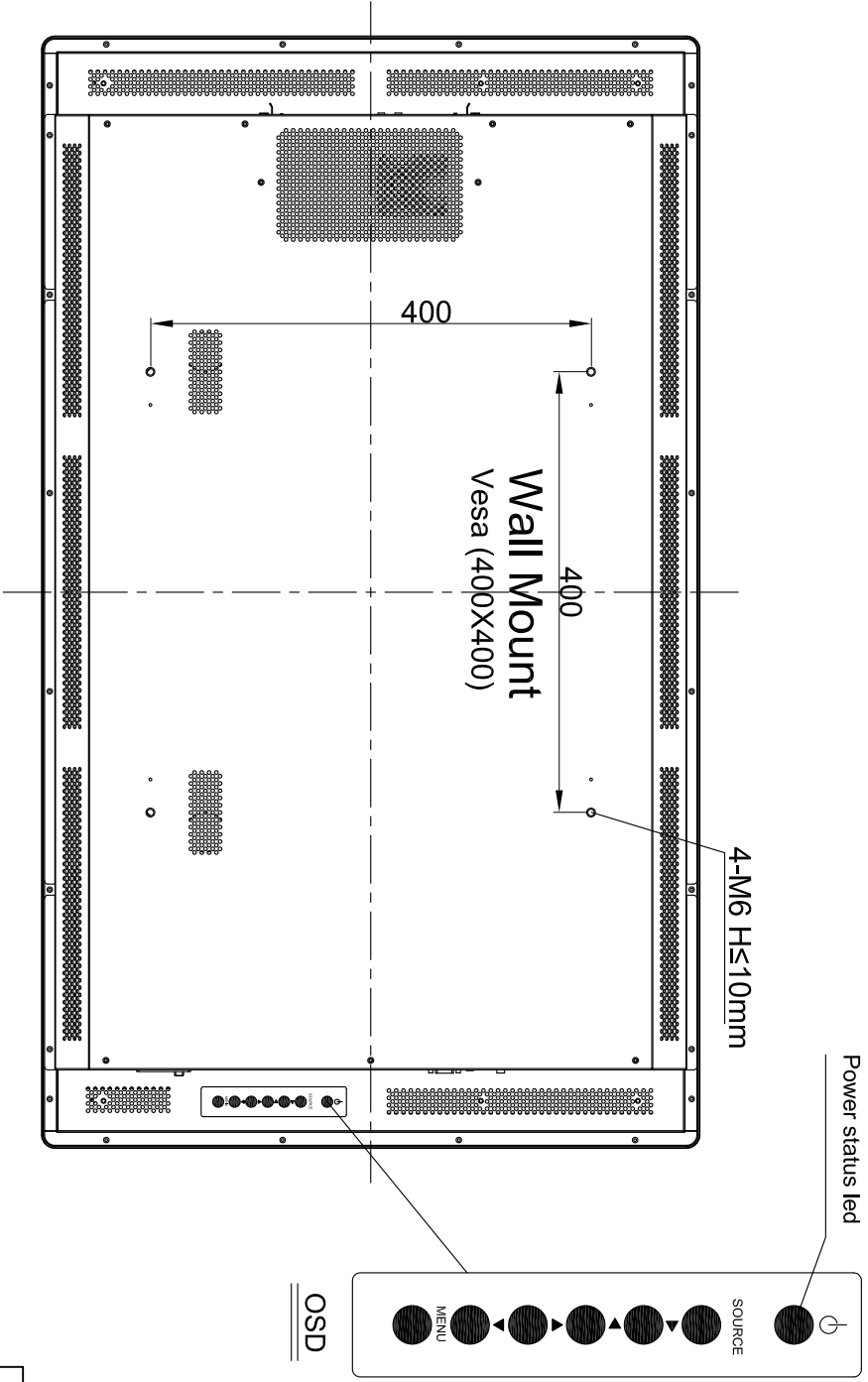
Ver: 01



Rev Date

Description

By



Tolerance Table	
Dimension Range	Tolerance(mm)
Under 25 mm	0.1
25.1-100 mm	0.2
100.1-250 mm	0.4
250.1-400 mm	0.8
400.1-500 mm	1.5
500.1-630 mm	2.0
630.1-800 mm	2.5

TOLERANCING

UNLESS OTHERWISE SPECIFIED ALL DIMS ARE mm

X ±0.2 RADIUS ±0.15

XX ±0.1 ANGLES ±0.5°

DO NOT SCALE DRAWING

Title: **WTM430TL-1U**

Date: 2017.12.13

Scale: NTS

Sheet: 2of2

Ver: 01



Rev	Date	Description	By